

Blaney Agri Solutions
37A Carnearney Road
Ahoghill
Ballymena
County Antrim
Northern Ireland
BT42 2PJ

From UK: **028 2587 2801**
From ROI: **048 2587 2801**
International: **+44 2825 872 801**

Could your ATV/UTV do more for you?

Contact us for a Quad-X brochure
to find out about our innovative
range of 100+ attachments,
or visit www.quad-x.com

Quad-X



Contact us for a DVD showing our
range of tractor machinery and ATV
equipment in action.

Web: www.blaneyagri.com

Email: info@blaneyagri.com



Blaney Agri



BlaneyAgri

Your nearest dealer:

Blaney Agri reserve the right to change specs without notice

2018 Product Range for Tractors



GRASSLAND MANAGEMENT



WEED CONTROL



HERBICIDE APPLICATORS



SHREDDING TECHNOLOGY



HEDGE CUTTING



FEEDING & BEDDING

Advanced Agricultural Solutions for Tractors

Innovatively Making Life Easier For Farmers Since 1993



Sean Blaney, Chief Engineer

"Blaney is a unique company filled with unique people who strive to produce ambitious and unique products. As a team, we never stand still whilst constantly seeking to improve and exceed expectations."

"At Blaney we're determined to set ourselves apart in this industry by believing in this business, improving everyday and developing life-changing products."

Blaney has evolved from humble beginnings, based on a family farm located in County Antrim, Northern Ireland. It was established in 1993 by a young engineer Sean Blaney, with the initial focus on ATV equipment, and through continual design and development offer over 140 attachments for quads, which are well established as the Quad-X brand.

Quad-X

The success of Quad-X to develop quality, innovative products led to customer demand for the same unique technology to be available on a larger scale for use with tractors. In response to this explosive demand, the Blaney Tractor Division was created.

Manufacturing of tractor equipment started in 2005 with large 22ton trailers but it was the development of our innovative Power Shredder Mowers which led to demand for further expansion. The unique BLANEY engineering skills have led to the advancement of various machines including those for weed control, bedding, feeding, mowing, shredding and hedgcutting.

Driven by engineering ingenuity, our R&D team's agricultural background means we understand the problems our customers face and realise the importance of ensuring all our machinery is simple to use, easy to fit, robust, reliable and ultimately competitively priced.

Our experience gives us a unique ability to apply our expertise to **custom build** machines for you.

Sean Blaney, Chief Engineer is keen to draw on the company's engineering expertise and manufacturing experience.

"We strive to continually look for possible improvements and incorporate new technologies where possible from product design through to manufacture. We endeavour to maximise our strong engineering ability and tailor our products to suit you, your needs and your budget."

Don't Take Our Word For it, See How Our Products Work For Others



"I farm part time and when I get home the last thing I want to do is spend time feeding silage. I have tried a couple of different machines over the past few years and last year I bought the Forager X10. I can honestly say that feeding silage has never been so easy, no matter what shape of bale, wet or dry, the Forager X10 never fails and any excess is left in the machine and fresh for the next feeding. The whole job now only takes minutes. Thanks Blaney and "Freck the fork."

- Oliver O'Grady, Co Westmeath



"Running a flock of pedigree Texels, I was excited to hear about a machine that could treat the weeds and also protect the clover. I had always used a tractor sprayer, but each year it would kill off the valuable clover that had established. I have rushes and docks to treat as well as some nettles and thistles. The Blaney Wipeout 2 has given great weed kill results on all of these. This year has been particularly wet and windy and the fantastic thing about the Wipeout 2 is that I can treat the weeds even on windy days when I couldn't have used a sprayer and boom. And if there is a shower of rain, since the chemical is applied to the underside of the weeds there is less chance of run off"

-Donald Rankin, Duntulm, Isle of Skye



"I am over the moon with my 3-in-1 power shredder. It can handle heavy rushes well. I can face hedges with the shredder as well as cutting directly behind or to the side of the tractor. It leaves a great finish.

- Gerard McCloskey, Limavady, Co. Derry

Advanced Agricultural Solutions



At Blaney we are genuinely interested in developing and manufacturing the best performing machines.

We are best known for our innovative and unique features that have been designed and developed in consultation with farmers and land owners. All our existing products are advanced solutions to existing customers' problems. We know that time is your most valuable resource, so we manufacture reliable machines to save you both time and money and stand the test of time.

We carry out events to show our machines in action, giving us the opportunity to chat with farmers,

landowners, contractors and smallholders - people like you, face to face, and discuss how we can improve or alter our machinery to best suit your applications and make your job easier.

We also use these workshops to share our knowledge that we have built up over the years within the agricultural industry. We provide advice to our customers on how they can get the most out of their land and simply how to make their jobs easier.



Contents

- ▶ 6-11 **Weed Wipers**
- ▶ 12-15 **Sprayers**
- ▶ 16-19 **Aerators/Slitters**
- ▶ 20-21 **Flail Mower**
- ▶ 22-25 **Power Shredder 2™ Mowers**
- ▶ 26 **3-in-1 Power Shredder 2™ Mowers**
- ▶ 27 **X Cut Rotary Topper Mower**
- ▶ 28-29 **SwathAir™ Grass Conditioner**
- ▶ 30-41 **Hedgecutters & Excavator Head**
- ▶ 42-45 **Bale Shredder**
- ▶ 46-50 **Forager X10 Bale Unroller**
- ▶ 51 **Bale Feeder X6 & Bale Converter**
- ▶ 52 **Bale Blade**
- ▶ 53 **Mixit Auger Feeding Bucket**
- ▶ 54-57 **Cubicle Bedder**
- ▶ 58-61 **Poultry Bedder**
- ▶ 62 **Sweeper Brush**





The World's First Intelligent Weed Control System

Kill weeds, save clover, save money with massive savings on chemical



3m



4.5m



5.7m



6.6m - Folded up for transport



6.6m (triple section)

Weed Wipers

Dual rollers offer the most cost effective solution to grassland weed control. Only weeds are targeted offering up to 97% savings on chemical.

Blaney have been pioneers in developing weed wiping technology which has become the most effective proven alternative to boom spraying, thanks to massive savings on chemical. By targeting only the weeds with herbicide, the grass and valuable clover are left untouched and grass growth rate is not affected. Weeds on grassland can be controlled effectively through weed wiping provided the weeds are taller than the grass.

With an ethos of continual improvement and extensive R&D, Blaney are excited to launch their second generation weed wiping technology with enhanced features. Go to page 10 & 11 for more details.

Blaney have developed a range of revolutionary patented Weed Wipers to deal with the toughest of weeds, including the 2.4m wide Quad-X Dual roller Wipeout 2 Elite™, Wipeout 2™, Xterminator 2™ and single roller Weed Destroyer™ which can all be towed behind an ATV, Utility Vehicle or Tractor.

The tractor mounted wipers, with contact widths from 2.4m -6.6m, offer a unique solution for weed control even across larger grassland areas.

Environmental Benefits

With no off spray, wildlife habitats and species rich protected areas are less affected and it makes weed control healthier for you too.

Design innovations

Why choose a Blaney Weed Wiper?

1

Innovative dual, contra rotating long fibre rollers: for maximum kill & minimum drips.

- ▶ Absorbent long fibre synthetic rollers – for less drips & optimum chemical retention and application.
- ▶ Dual rollers (Xterminator 2 & Wipeout 2 (Elite) models) rotate in opposite directions for optimum chemical application – for quicker kill.

The 1st contra-rotating roller lifts the weed & applies chemical to the sensitive underside, rather than the waxy surface, for faster kill rates.

The 2nd roller acts to separate out clumps of weeds for better application. Chemical is applied to the primary roller, while the second roller absorbs any excess to minimise drips.

Achieve up to 100% kill rates - without the need to wipe in the other direction, to save time & chemical.

- ▶ Rollers are made from synthetic fibre (doesn't rot) to maximise chemical resistance.

2

Automatic weed detection & chemical application system. (Wipeout 2 (Elite) models)

- ▶ Fill your tank & drive – no need for guesswork.

The Weed Detection System automatically activates the system to apply the optimum amount of chemical to the rollers, only when weeds are present, leaving you free to concentrate on driving, while saving chemical.

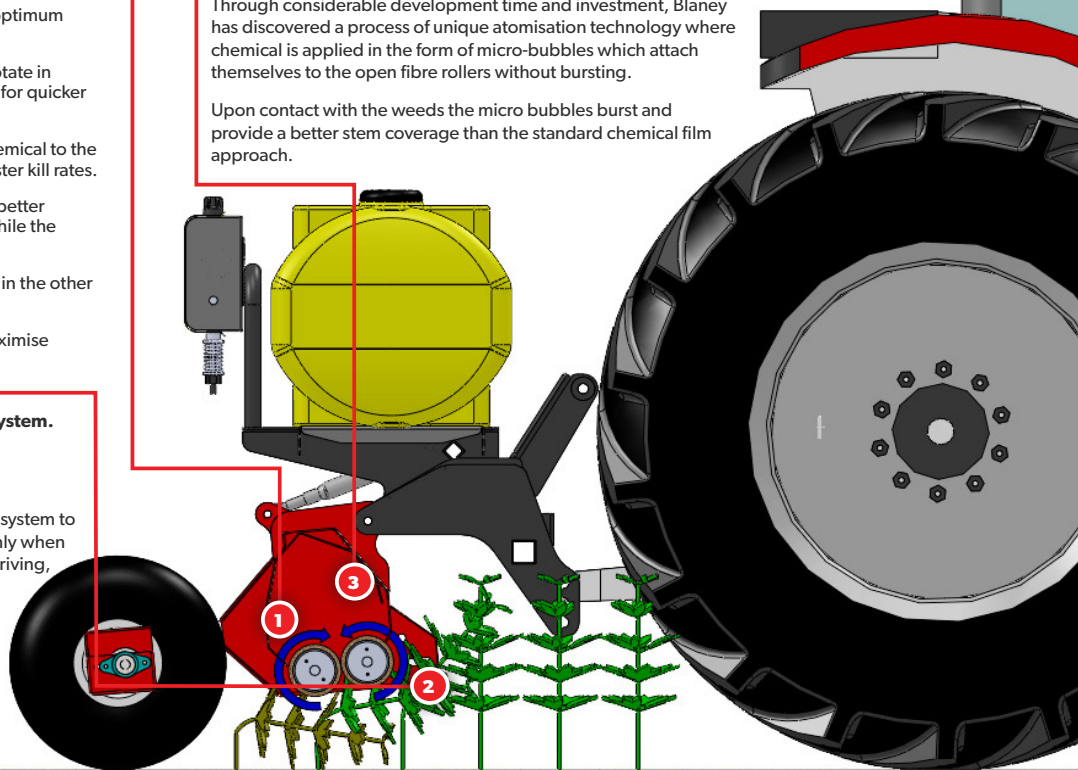
- ▶ Unique chemical control system to regulate chemical application rate for different weed densities.

3


Unique Atomisation Technology for better chemical application.

Through considerable development time and investment, Blaney has discovered a process of unique atomisation technology where chemical is applied in the form of micro-bubbles which attach themselves to the open fibre rollers without bursting.

Upon contact with the weeds the micro bubbles burst and provide a better stem coverage than the standard chemical film approach.



Features



Unique wireless chemical control system: to regulate chemical application rate for different weed densities to reduce costs while maximising weed kill.

Fully electronic in-cab controls: to operate each section independently.

System Diagnostics: for easy troubleshooting (on the Wipeout 2 & Wipeout 2 Elite Models)



230L UV protected tank: positioned on a raised frame with easy access step to allow easy inspection of the tank contents. (60l with 2.4m wipers, 100l with 3m wipers. 230l optional)

Pump Drawer: to protect the pump & connections from the elements or unwanted knocks - Easy access with no tools required.



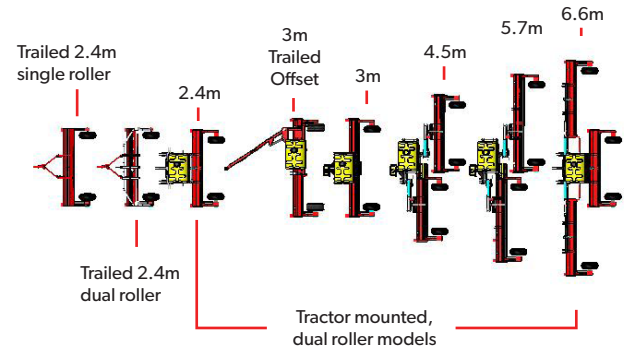
Wide profile tyres: to minimise tracks and surface damage in wet areas and tight turning circles.

Ground Driven: Follows the contours of the ground for effective chemical application. Multiple units are designed to pivot independently for successful wiping even on undulating land.



Floating system with hydraulic height adjustment: for quick and easy repositioning of individual wings to suit grass and weed height. (excluding 2.4m model)

Pivoting Headstock: to improve following



Depending on the width of the machines it will either have **1, 2 or 3 wings** which can be controlled individually, via in-cab controls to follow the contours of the ground with ease.

Other Features:

- ▶ Standard Category 2 three-point linkage (category 1 & 3 optional)
- ▶ Infinitely adjustable height range approx 140 – 500mm (depending on the tractor linkage)



Innovative fold up design with Auto Locking Pins & Transport Lock: for road transport.



Inspection Covers: No need to remove the back door for servicing & maintenance. (excluding 2.4m model)

Models

1. Weed Destroyer™

The Weed Destroyer™, although the entry level in the Quad-X & Blaney range of weed wipers, is a machine that has a lot of impressive features to offer. The operator regulates the herbicide application and weed coverage by controlling when chemical is applied to the roller.

- ▶ *Contra rotating roller for faster weed kill rates.*

The weed is lifted up to allow for chemical to be applied to the underside of the leaf where it is sensitive to the chemical. This allows for a much faster herbicide absorption, compared to applying chemical to the waxy surface.

- ▶ *Long fibre roller - for excellent chemical retention and chemical application*
- ▶ *Only available as a towed 2.4 m model.*

2. Xterminator 2™

The Xterminator 2™ is also a manual system where the user controls when and how much chemical needs to be applied to the rollers from the cab of the tractor.

However it is equipped with DUAL contra-rotating rollers.

- ▶ *Dual contra-rotating rollers for faster weed kill rates. Rotate in opposite directions for optimum chemical application – for quicker kill*

The weed is lifted up to allow for chemical to be applied to the underside of the leaf where it is sensitive to the chemical. This allows for a much faster herbicide absorption, compared to applying chemical to the waxy surface.

- ▶ *Long fibre roller - for excellent chemical retention and chemical application*

3. Wipeout 2™

The Wipeout 2 is 2nd generation patented wiping technology which offers massive savings on chemical over any conventional system and is ideal for environmentally sensitive areas where boom spraying is not appropriate.

What makes the Wipeout™ 2 superior to anything else is the automatic chemical application and the dual roller design. The automatic weed sensor system detects your weeds and only applies chemical to the rollers when weeds are present, meaning no guesswork and no wasted chemical.

Wipeout 2™

- ▶ *Automatic Weed detection & chemical application system - Fill your tank & drive – no need for guesswork.*
- ▶ *Unique chemical control system to regulate chemical application rate for different weed densities.*
- ▶ *DUAL contra rotating rollers rotate in opposite directions for optimum chemical application.*

The weed is lifted to apply chemical to the sensitive underside for faster herbicide absorption than applying to the surface.


- ▶ *Improved performance and chemical savings of up to 97% thanks to further R&D on chemical application process.*
- ▶ *Long fibre roller - for excellent chemical retention and chemical application.*
- ▶ *New tank retaining system*
- ▶ *Improved hydraulic circuits*
- ▶ *Improved frame geometry for better ground contour following*
- ▶ *Improved design for maintenance to reduce service time. No need for tools for service checks.*

4. Wipeout 2 Elite™

The Wipeout 2 Elite™ has all the features of the Wipeout 2™ but also comes with a unique chemical automatic mixing injection system; where the chemical is added to a separate tank from the water. This patent pending technology has been designed to mix the chemical with the water at the set rate to ensure accurate mixing and prevents chemical being wasted. All excess chemical can then be safely and easily dispensed from the separate chemical tank back into its original container, saving expensive chemical on change overs.

- ▶ *Unique Chemical Injection System – for easy & safe chemical mixing and no chemical changeover problems.*
- ▶ *Fill & drive: Automatic weed detection & chemical application system.*
- ▶ *Unique chemical control system to regulate application for different weed densities.*
- ▶ *DUAL contra rotating rollers rotate in opposite directions for optimum chemical application.*
- ▶ *The weed is lifted to apply chemical to the sensitive underside, for faster herbicide absorption than applying to the surface.*
- ▶ *Long fibre roller - for excellent chemical retention and chemical application.*

4.5m Wipeout Elite



Fully Offset Trailed Weed Wiper

The world's first fully offset 3m trailed weed wiper can be fully controlled from the cab. It can be positioned either fully offset or directly behind with infinite positioning in between, fully adjustable from the cab. The adjustable offset function allows for easy weed treatment around obstacles or drains giving the user the ability to work in areas that might prove inaccessible with a fixed position machine. The offset function avoids the concern of some that driving over the weeds before wiping can cause them to be flattened. Hydraulic height adjustment allows for varying the working height of the machine without leaving the cab.

Available in the 3m Xterminator, Wipeout 2 & Wipeout 2 Elite Models with 100L UV protected tank.



3m Offset Trailed Wipeout





Precision Spraying Technology

Developed as a result of over 20 years experience within precision weed control equipment

Sprayers

Maximise your spraying potential NOW with our innovative TGS Spraying Technology

Following countless requests for a reliable, well engineered sprayer, the Blaney TGS range of grassland sprayers are a high specification range designed to be compact and easy to use.

Grass quality and availability is the biggest contribution to livestock farms' success and profitability, and so if you don't control your weeds it results in lower grass productivity and less profitability.

The Blaney TGS Sprayer range has been invented to maximise spraying efficiency leaving you with impressive weed kill results and reducing your chemical wastage when used in conjunction with the deluxe boom range.

Designed with a low centre of gravity to give more stability while working on slopes. Combined with the close mounted, slim-line design there is improved front axle balance allowing a smaller tractor to be used.

The sprayer frames are designed for long life, going through a pre-treatment process with galvanised finish. An optional 7 stage hardened polyurethane finish on top is available. While the booms are pretreated & then finished with the 7 stage hardened polyurethane finish.

With over 20 years experience in manufacturing spraying equipment we have a proven track record in how to utilise processes and materials for outstanding performance which have been proven to stand the test of time.

Pump

The Blaney TGS sprayer range uses high specification pumps. These are all positive displacement triple diaphragm pumps that are oil filled and self priming to achieve superior performance. The pumps provide excellent resistance to any abrasion and corrosive chemicals for longer life.

Control System

A high performance control system along with the standard anti-drip nozzles prevent chemical leaking from the nozzles, and ensures that the spray is only activated upon optimum line pressure.



(Above images show Deluxe boom)

Sprayer Features



- ▶ **Compact, slimline design:** a low centre of gravity design gives more stability when working on slopes
- ▶ **UV protected tank** for long life
- ▶ **Durable Frame:** strong, pre treated & fully galvanised frame
- ▶ **80-140LPM High Specification Pump:** to achieve excellent performance
- ▶ **Low fill height:** designed with a low fill height and steps each side for easy access to the lid
- ▶ **Clean Water Tank:** additional tank to flush booms after use to prevent build up of chemical in nozzles causing blockages
- ▶ **Sight level gauge** with ball indicator
- ▶ Pump positioned to increase length of PTO shaft for less stress on the shaft for longer life
- ▶ **Tank lid filter:** to reduce the risk of dirt entering the tank causing blockages



- ▶ **Hand Wash Tank:** additional hand wash to comply with new spraying regulations

Sprayer Options

- ▶ Tank sizes 400L-1200L available. (Compact 230L model also available)
- ▶ Additional 7 stage polyurethane finish on top of galvanising
- ▶ Road lighting kit
- ▶ Self fill kit
- ▶ Hose Reel Kit
- ▶ Hand lance Kit



Boom Features



- ▶ **2-way safety breakaway** to prevent breakages upon contact with obstacles
- ▶ **Multiple cut off sections** on all booms
- ▶ **Durable & Strong** - pretreated with a 7 stage hardened polyurethane finish



- ▶ **Compact Transport Position:** locks neatly & securely behind the tractor for transportation
- ▶ **Anti-Drip Nozzles**
- ▶ **Adjustable boom height & angle** to ensure accurate alignment over the life span of the boom.




Boom Options

- ▶ Boom widths 8m to 15m (4m/6m also available for Compact 230L sprayer)
- ▶ Hydraulic booms for easier folding & height adjustment
- ▶ Selectable triple nozzle bodies
- ▶ Electric boom section control
- ▶ **Deluxe Boom:** equipped with a unique protection guard to shield the nozzles against impact and drift for a more accurate and efficient spraying pattern



Model	TGS400	TGS600	TGS800	TGS1000	TGS1200
Pump output	80LPM	120LPM	120LPM	120/140LPM	120/140LPM
Tank size	400L	600L	800L	1000L	1200L
Boom Width	8/10m	10/12m	10/12m	12/15m	12/15m
Hydraulic Booms (Folding & height adjustments)	-	-	-	• (not available on 12m)	• (not available on 12m)

Optional
Not Available



Compact 230L Sprayer

Blaney also caters for the compact market by offering a reliable, well engineered compact 230L sprayer equipped with an 18LPM pump and a choice of either a 4m or 6m boom.

- ▶ Designed by Blaney for durability – strong & fully galvanised
- ▶ Designed specifically for category 1 tractors - no PTO required
- ▶ Booms available in 4m and 6m with multiple cut offs
- ▶ Multiple cut off sections
- ▶ Pretreated with galvanised finish. Hardened polyurethane finish optional





Blades of Steel

Blaney 5 blade Aerators produce the longest slit giving the soil dramatically better free drainage for longer lasting soil aeration with more fertiliser retention

2m & 3m Aerators shown

Pasture Rejuvenation

Boost grass and save fertilizer. The Blaney Aerator releases the equivalent of 50kg of nitrates per hectare.

Compaction of grassland is a common problem caused by livestock and heavy machinery which reduces grazing potential.

The Aerator blades cut through the compacted layers of soil to open up fissures for better drainage, more efficient use of nutrients and healthier grass.

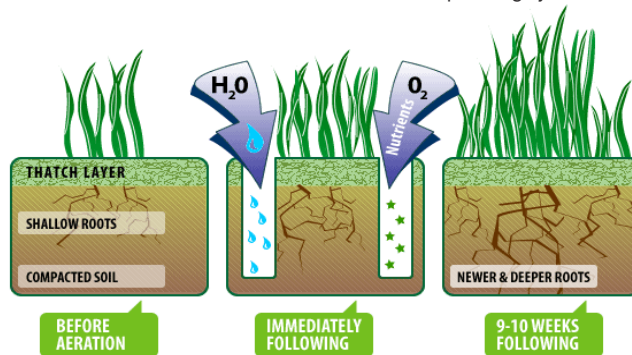
A Blaney Aerator is a worthwhile investment that will last for years, boost your grass yield and reduce your fertiliser expense, improve slurry matter retention and nutrient uptake by roots.

Advantages

- ▶ Oxygen introduced into soil
- ▶ Increased root development for better grass growth
- ▶ Improved Nitrogen fixation for legumes e.g. clover
- ▶ Increased microbial action for better use of fertiliser - Reduce fertiliser bills
- ▶ Soil recovers quicker after mowing
- ▶ Surface drainage improved (less rainwater & slurry run off)
- ▶ Less compaction
- ▶ Less poaching by livestock



3m Aerator



Aerator Features & Options



Features

- ▶ Boron Steel Blades – strong & durable
- ▶ Staggered Blade design

This unique staggered blade arrangement ensures only a small number of blades enter the ground at once, putting less load on your tractor and reducing horse power needed and giving lower fuel costs.

- ▶ Tapered and sloped blade for cleaner slit exit, with less sod lift
- ▶ Anti-loose blade supports
- ▶ Heavy rotor to reduce bending in stoney ground
- ▶ Impressive working depth of 180mm
- ▶ Can carry up to 750kg – to force blades into highly compacted ground.
- ▶ HP requirement from 40hp
- ▶ Pretreated with a galvanised finish for durability

Options

- ▶ 3, 4 or 5 blades
- ▶ 2m, 3m, 5m widths

Optional wings can be added to the 3m extreme model to increase width to 5m at later date

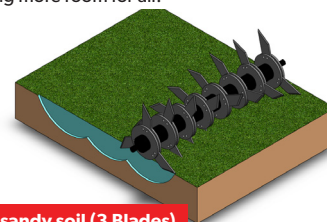
- ▶ Single fixed or adjustable split rotors
- ▶ Heavy Duty or Extreme Duty models
- ▶ Duo One Pass system – tined harrow, with flexible tine bed sections to follow the contours of the land for effective coverage and even tine pressure. (harrow can be added at a later date)
- ▶ One Pass System - tined harrow & broadcaster
- ▶ Pretreated with a 7 stage hardened polyurethane finish

Models

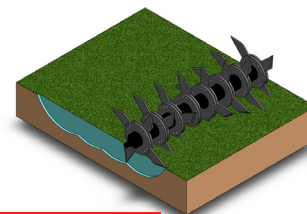
Model & Rotor Type	2m	3m	5m
Heavy Duty Single fixed	✓	✓	-
Heavy Duty Split Angle	✓	✓	-
Extreme Duty Split Angle	-	✓	✓

Blades


Make your time in the field generate better results. More blades mean better drainage thanks to the peaks in the drains created being more continuous for bigger volume fissures. This reduces the troughs which will hold water, leaving more room for air.



For sandy soil (3 Blades)




For heavy soil (4 Blades)



For heavy poached soil (5 Blades)

Single fixed rotor or Adjustable Split rotors




Adjustable split angle rotor

The adjustable split angle rotor enables you to easily adjust the rotors; this means the blades will penetrate and exit at an angle opening up deeper and wider fissures, shattering compacted soil between the aerating slits for improved drainage.

This setting is often used on more compacted areas such as grazing ground where animals have trodden or where machinery has travelled regularly, since harder penetration helps to pass down to the roots.

Widths: 2m, 3m & 5m



One Pass System

Consider BLANEY one pass systems advantages:

In response to our customers increasing pressure to reduce costs, the Blaney design and development team have established systems to do more operations simultaneously.



5m Duo System

Duo System

Aerate & Dethatch to remove moss & dead vegetation to open soil surface allowing it to 'breathe' more oxygen and boost grass growth. Adjustable Spring Loaded multi-section tines follow contours of the ground. (Tined Harrow can be added to your Aerator at a later date).



3m Triple One Pass System with optional hardened polyurethane finish

Triple System

Aerate, Dethatch and Over Sow. Removing moss & dead vegetation opens the soil surface allowing it to 'breathe' more oxygen and boost grass growth.

With the addition of the broadcaster, grass varieties and clover can be stitched in for bare and heavily poached areas improving grass quality and quantity, reducing weed uptake in these areas.



Professional Cutting Technology

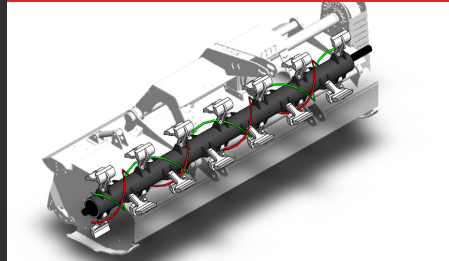


Flail Mowers

Blaney Flail Mowers are robust & reliable. Tougher & stronger than conventional flail mowers ensuring a professional finish in various vegetations.

With over 20 years of expertise, engineering and development within the cutting industry, Blaney Flail Mowers have been designed with a unique rotor setup which gives significant advantages over the conventional competitor flail specifications with the ability to handle material in larger volume, higher density and provide a finer chop.

Unique Rotor & Blade Design



Blaney Flail Mowers are an essential tool in topping and maintaining well-kept green pastures. They are ideal for topping grassland areas and tackling weeds such as docks, nettles, thistles, bracken, ragwort and light rushes (for more dense material & heavy rushes see the Power Shredder Range - page 22-25).

Features:

- ▶ **Rear mounted**
- ▶ **Unique Rotor Design:** can handle material of larger volume, higher density and provide a finer chop than competing brands
- ▶ **Hammerhead Blades:** designed to pulverise various types of vegetation
- ▶ **Adjustable Clipping Size**
- ▶ **Skids as standard**
- ▶ **Shearbolt protection as standard**

Options

- ▶ 4ft4 (1.3m) - 10ft (3.0m) widths available
- ▶ PTO with overrun clutch
- ▶ Rear Roller
- ▶ Rear Roller Scraper
- ▶ Rear Wheel Option



Reclaim Your Land

Power Shredder 2™: Next generation mowers

Power Shredder 2™

Blaney have pioneered mowers for a fine chop in extreme conditions without the need for big HP.

Left to its own devices your pasture will become choked with weeds which will stunt the growth of healthy grass.

The Blaney range of Power Shredder 2™ mowers are an evolution of conventional flail and mulcher mowers, giving an extreme hyperchop and ensuring faster travel speeds. With finer chopped material, more cut edges results in faster decomposition. Blaney Agri engineers have undergone painstaking research to develop this technology further and are pleased to launch the Power Shredder 2™.

The Power Shredders 2™ are a vital tool in topping and maintaining well-kept green pastures, essential to the health and well-being of your stock grazing them. The range is designed for and tested to cope with the densest of weeds including rushes, which no other competing brand can deal with.

The Power Shredders 2™ are equally effective for topping grassland areas, and tackling weeds such as docks, nettles and thistles, bracken and ragwort allowing you to work at faster travel speeds, saving valuable time and fuel.

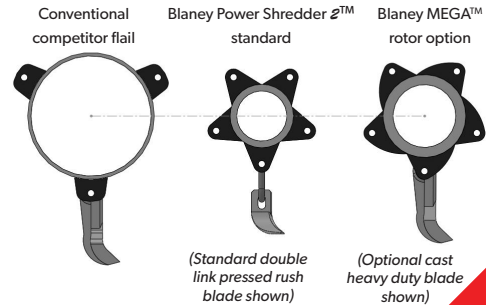
In today's market, profitability for any landowner or farmer is essential, savings must be made where possible. The Power Shredder 2™ has been shown to reduce diesel by up to 12% compared to a tractor flail thanks to less load on the engine and greater efficiencies. It can also work at faster travel speeds, saving valuable time and giving a finer chop. Protect your single farm payment, optimize grazing and maximise profits.

Features

- ▶ Innovative rotor & blade design ensures material is chopped finely into a mulch-like material and spreads it more evenly.
- ▶ A new design cutting chamber significantly reduces power consumption as a result of reduced resistance in material flow and air flow.
- ▶ Rotor runs at a much higher speed than a tractor flail for a finer chop & greater fuel efficiency. Shreds heavy overgrown material such as gorse, bracken & scrub.
- ▶ Special double-skin alloy body for minimum weight and maximum strength.
- ▶ Auto belt tensioning reduces drive wear and maintenance, keeping you on the job longer.
- ▶ Rotors designed to reduce blade replacements. Significant research into material and rotor design has resulted in high strength smaller diameter rotors for significant advantages in protection against stones and obstacles for less blade breakages.
- ▶ Unique blade mounting allows them to wrap around the rotor to minimise the need for blade replacement.
- ▶ New floating skids fitted as standard to the Dynacut and Hypercut models. The curved skid design has been further enhanced to minimise turf damage.



Finely cut rushes contain **70% NPK value** of farmyard manure to fertilise your ground to help boost grass growth and profitability.



Options *Blaney offer a range of Power Shredder²™* ▶ *Dynacut or Hypercut*

As you move up through these ranges, the rotor set up changes to achieve a finer chop, to allow for faster decomposition of clippings. The design improvements result in increased working efficiency - for a faster travelling speed, saving fuel and time. More blades ensure less pressure on each blade to allow for use by smaller horsepower tractors.

To select the right Blaney mower for you, you must consider the type, density and area of vegetation you will be cutting and how fine a chop you want. You can choose one of our standard models, or you can select the features and options that suit you best, and we can custom build it to your specification.

Flail - (see pg 20-21)

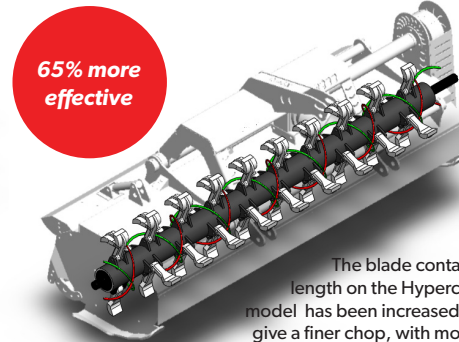

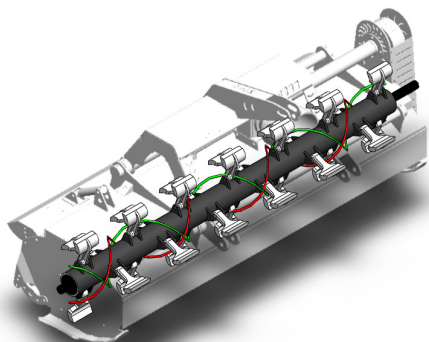
The Flail Mower Range gives significant advantages over conventional competitor flail specs with the ability to handle material in larger volume, higher density and provide a finer chop.

Dynacut Power Shredder

The higher performing Dynacut Power Shredder Range is **30% more effective**.

Hypercut Power Shredder

The unrivalled Hypercut Power Shredder Range offers **65% increased effectiveness**, for maximum cutting efficiency and the finest chop.



Increasing rotor effectiveness for finer chop and fuel savings

The blade contact length on the Hypercut model has been increased to give a finer chop, with more material being shredded per revolution for fuel savings and more uniform chop length.

MEGA Rotor

The MEGA™ rotor is a contractor spec rotor. It comes as standard on the Power Shredders ²™ of 8ft / 2.4m and over, and is optional on 7ft machines. The MEGA™ Rotor is **33% bigger** in diameter and 33% larger in wall thickness. This special rotor is developed with special impact resistant blade mounts to help the rotor ride up over obstacles (see picture on bottom of previous page)



Custom Build Options


MADE TO SUIT YOU

The following table highlights the features and options available. If you are not sure what spec would suit you best contact us.

Feature	✓
Not Available	-
Optional	○

		Flail	Dynacut	Hypercut
MOUNT	Rear	✓	✓	✓
	Rear with 450mm sideshift ^a	-	○	○
	Front/Rear with 450mm sideshift ^b	-	○	○
MEGA ROTOR™	Standard on 8 & 9ft, option on 7ft	-	○	○
BLADES	Hammerhead	✓	-	-
	Double link Grass Y ^c	-	○	○
	Double link Pressed Rush blade ^d	-	✓	✓
	Cast Heavy duty	-	○	○
Clipping size Adjustment	Manual	✓	✓	✓
	Hydraulic	-	○	○
Skids	Standard	✓	-	-
	Floating wide skids ^e	-	✓	✓
Drive Protection	Shear Bolt ^f	✓	○	○
	Overrun clutch ^g	○	○	○
Roller	Rear roller	○	○	○
	Rear roller scraper ^g	○	○	○
Diffusers	Diffusers ^b	-	○	✓
Rear Wheel	Rear Wheel	○	○	○

Shredder width options and min hp requirements for medium density material



- Shifts the machine to the right hand side by 450mm, only available on the 1.8m+
- Can be mounted front or rear, with ability to sideshift 450mm to the right.
- Tuck-up under the rotor to minimise damage, which is better for stoney ground
- Tempered and can be sharpened. Tuck-up under the rotor to minimise damage, which is better for stoney ground
- Curved skid ideal for use on wetter ground to spread pressure and prevent sinking and digging in, especially when side shifting
- Up to 6ft/1.8m models the customer chooses drive protection. Shear Bolt & Overrun Clutch both supplied as standard on machines 7ft/2.1m and over.
- To remove grass & muck to keep the roller clean for smoother travel and tidier finish
- To ensure a more even spread of material.

3-in-1 Power Shredders™

The innovative 3-in-1 Power Shredder™ boasts all the advantages of the standard Tractor Power Shredder yet gives you the added benefit of having one machine with many uses. Thanks to the 3-in-1's multi-position feature you can cut anything from directly behind to fully offset with the ability to angle up and down. The 3-in-1 can be used not only for topping and shredding but also for hedges/verges and embankments.

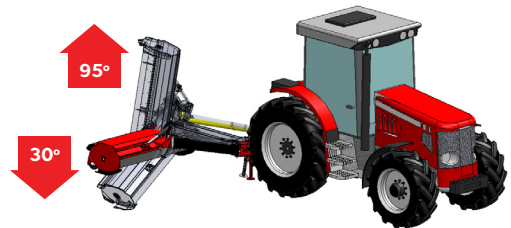
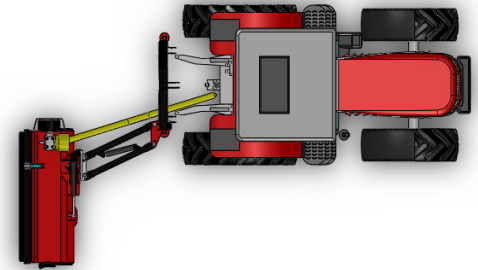
- ▶ **Positioning:** Can be positioned directly behind or offset to minimise tractor tyre tracks.
- ▶ **Topping & mulching:** It gives an impressive finish compared to a conventional topper with a minimum of 30 more cuts per revolution than a conventional topper, for a finer cut (depending on blade options). Material will decompose faster resulting in boosting this season's grass yield.
- ▶ **Hedge facing:** Keeps hedge faces in check, especially laneways.
- ▶ **Verges:** The Blaney 3-in-1 can be offset & easily moved to avoid any object and poles that obstruct the cutting path often without tractor repositioning.
- ▶ **Embankments:** These can prove a dangerous task to cut but are much safer with the 3-in-1.

Why consider a Blaney 3-in-1 Power Shredder™?

With multiple positioning options it is a very versatile machine.

With a unique rotor and cutting chamber design for increased efficiency, the 3-in-1 Power Shredder™ saves time & fuel with less horsepower needed compared to tractor flail yet gives a much finer chop.

The 3-in-1 Power Shredder™ comes with all the Power Shredder options highlighted on the previous page.



X-Cut Rotary Mowers

Designed to get the job done up to 3 times faster with lower power requirements and lower operating cost per acre, while leaving results that improve profit from grass yields.

At Blaney much has been learned from the advanced performance achieved in the design of our other cutting machines. This has resulted in :

Faster work rates thanks to:

- ▶ Additional blades on smaller diameter rotor in comparison to other toppers
- ▶ Blades turn at high speed for more cuts per metre of travel
- ▶ Less distance to move cut material before it is ejected

Features

- ▶ 7ft / 2.1m & 9ft / 2.7m (No wings), 12ft / 3.6m (Wing) cutting widths
- ▶ Remote greasing of spindles for improved maintenance
- ▶ Suitable for smaller hp tractors; (depending on conditions) since it is short from front to rear to minimise leverage and allow for mounting close to the tractor. (smaller tractors can access tight corners yet cut large widths)
- ▶ Hydraulic Folding Wing system (12ft model only)
- ▶ Floating wing: to follow the contours of the ground up and down (12ft model only)

Lower hp requirements thanks to:

- ▶ Reduced load requirement due to more cuts per stalk, to avoid momentum build up problem associated with conventional larger toppers
- ▶ Efficiency achieved by the body design for effective material flow

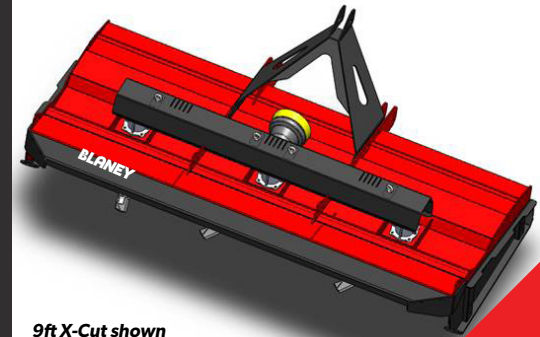
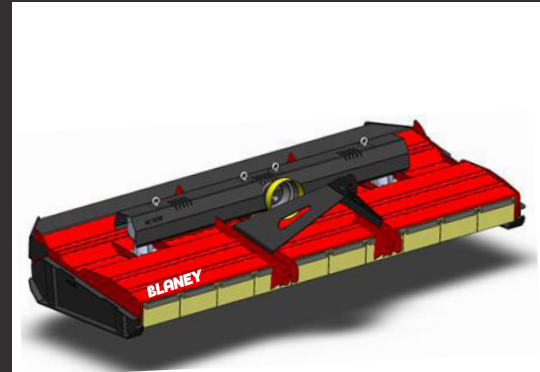
Options

- ▶ Rear Roller
- ▶ Front Roller for turf applications
- ▶ Anti-Scalp pans on each rotor for protection
- ▶ Wheel Kits

The X-Cut Agri topper has proven to be a vital machine for 2 different applications.

1. T6 rotors for maintaining pasture: This model has been innovatively designed with extra formed blades on each rotor to lift the first cut and apply additional cuts from the second blade row. This results in less drag from moving long lengths of material and it chops the vegetation finely and spreads it encouraging faster decomposition, faster recovery and better grass re-growth rates.

2. T3 rotor for Land maintenance: This model is designed to cut and provide a visually pleasing finish without the need to be concerned about regrowth or recovery.



9ft X-Cut shown



The World's First SwathAir™ with Sward Rebuilding Technology

Designed to produce better quality silage in less time

The Blaney SwathAir™ is a unique machine that has a number of (patent pending) advanced features which have been designed to help you achieve **FASTER, BETTER, CHEAPER SILAGE!!**

The SwathAir™ achieves **FASTER** silage with less field time needed, compared to tedding and raking, especially if it rains. The SwathAir™ gets your job done in one go to suit those tight windows of good weather.

The SwathAir™ gives you **BETTER** drier silage/hay as it can rebuild your sward wider or higher, for less impact from the rain as the top layer acts as a raincoat. It is proven to improve the dry matter content of your silage/hay that will reduce nutrient robbing effluent by up to 60%!

The SwathAir™ with its Sward rebuilding Technology gives you a tighter packed 'square edge' round bale rather than the classic 'egg shaped' bale, resulting in up to 30% less bales for **CHEAPER** silage



no SwathAir used
- rounded edges

using SwathAir
- tight packed bale

A Swathed Bale is easily stacked, it greatly reduces sagging where pick up and tearing of the wrapping is common and it will save you greatly from bale losses, vital for saving you money on concentrate feed.

Models

- ▶ 2.5m Blaney SwathAir™ Pro - capable of working with up to 30ft swards .
- ▶ 2.2m Blaney SwathAir™ - capable of working with up to 16ft swards.

Features

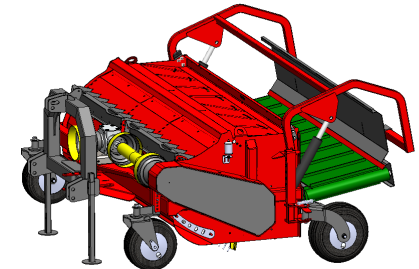
- ▶ The SwathAir™ comes with the largest ratio of tines on the market and a tine retainer to help prevent tines entering swards.
- ▶ An innovative 'flick out' rotor is available with the SwathAir™, which teases apart the longer grass leaves, creating an optimized sward structure for air circulation, enhancing the rate of drying.
- ▶ Unique design rotor to increase air flow and reduce dirt pick-up entering the sward.
- ▶ Adjustable pivoting head stock is ideal as it moves the position of the sward to dry ground on either side after conditioning for faster drying.
 - Headstock locking kit as standard for working on slopes
- ▶ The Unique Body can be adjusted according to the weight of grass to ensure optimum sward rebuild, by breaking up the lumps in the grass and teasing them out. This helps create a sward ideally suited to the baler.
- ▶ Innovative Air inducers to increase air flow and drying and to create a random spread of discharged grass.
- ▶ Air acceleration vents to accelerate drying in the centre of the sward.
- ▶ Wide balloon rear wheels eliminate tyre scrub when turning, ensuring safe clean silage.

- ▶ Adjustable doors as standard to control the width and position of the sward.
- ▶ Heavy Duty Chain Drive with auto oiler to eliminate slippage in heavy swards.

Options

- ▶ 'AccelerDry' feature can be inserted to help with the splitting of grass to accelerate wilting even further. Adjustable to suit different volumes of swards.
- ▶ Diffusers can be added to help with the rebuilding of the sward, which will increase the rate of drying.
- ▶ Front wheel kit to work in soft, wet ground with ease.

Front swivel wheels reduce the possibility of the rotor lifting dirt.
- ▶ Conditioning plates speed up the wilting process to further reduce drying time
- ▶ Grouper Belt for combining/Rowing up swards or for complete sward offset for even faster drying. (see image below)





Cutting Hedge Technology

Developed to reduce running costs of fuel and time

Hedgecutters

With decades of experience in the design, development and manufacture of machinery including flail and shredder mowers it was a logical progression for Blaney to apply their technology to develop a range of innovative hedgecutters and verge mowers.

Blaney have invested heavily in the advancement of their power shredding™ technology, to ensure a fine chop even from low power inputs. Their know-how has given them the ability to develop innovative cutting heads – the business end of the hedgecutter.

The Blaney range of hedgecutting machinery is suitable for contractors, farmers or amenities use, with hedgecutters to suit tractors from smaller compact models.

In designing these machines, Blaney have paid specific attention to reducing running costs of fuel and time, thanks to a quicker rotor speed for faster travel.

Lifetime maintenance costs are reduced as a result of painstaking development within the drive system for optimum oil conditioning. This also reduces tractor power input requirements with greater rotor output due to lower energy losses within the system.

Blaney as an independent manufacturer have no links to any other range and so have no restrictions in their design, giving them the ability to give experienced users exactly what they want.

There are four main series in the range including:

Compact Series
(Trimmer for landscaper & amenity use)

Agri Series
(for annual hedgecutting)

Agri Pro Series
(for heavier duty jobs)

Contractor Series
(for the toughest hedgecutting tasks)

Within these Series there are numerous options available allowing Blaney to build a machine suited specifically to your needs and your budget.



Compact Series

The Compact Series is ideal for light applications, suitable for landscapers & amenity use.

The Blaney Compact Hedgecutter Series has been designed for use with smaller compact tractors making them ideal for landscape and amenity use. It is suitable for a wide range of applications such as garden maintenance, groundcare, under fence cutting and hedge trimming.

Standard Features

- ▶ Reach: 4m
- ▶ 1.2m Cutter Bar
- ▶ Standard Arm
- ▶ Cable Controls
- ▶ Only one set of spool valves required
- ▶ Mechanical Safety Breakaway
- ▶ Skids for hedge trimming on soft verges
- ▶ Cat 1 Linkage

Options

- ▶ 0.8m Cutting Head - Requires Hydraulic Pump; Contact us for more information
- ▶ Cat 2 linkage

The Compact Series cutter bars' unique design has resulted in no timing consuming greasing needed.

The Blaney trimmer features a low friction, self-lubricating design which is easy to drive and reduces wear and associated maintenance costs.

This also gives enhanced performance even on older tractors with less oil flow.

It is ideal for smaller or compact tractors for lighter hedgecutting, evergreen trees and shrubs.

Contact us for other requirements



Agri Series

The Agri Series is ideal for annual hedgecutting duties, maintaining all laneways, field and boundary hedges.

The specification options table on page 40 allows you to select the features that you want within this series. Blaney also offer a standard model within the Agri Series.

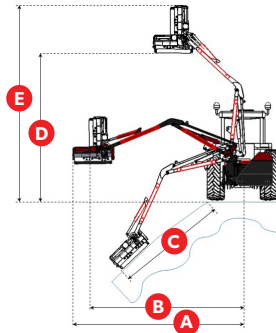
Standard Features

- ▶ Reach 4.5m
- ▶ 68hp
- ▶ Standard arm
- ▶ Cable Controls
- ▶ 1.1m Cutting Head with 252° rotation.
- Heavy Duty (HD) Head & Rotor (see page 38)
- ▶ Low friction hydraulic circuit to minimise oil temperature
- ▶ Oil Temperature Gauge
- ▶ Mechanical Safety Breakaway
- ▶ 140L Hydraulic Tank - double filtered for purity & efficiency
- All tanks are leak tested - oil included
- ▶ Wire Trap
- ▶ Stabiliser Kit
- ▶ Bi-Directional Rotor
- ▶ Slimline belt drive - better performance & finish
- ▶ Cast Iron Gearbox

Options

- ▶ Close Cut Arm
- ▶ Head Roller
- ▶ 1.3m Cutting head
- ▶ Direct Drive Head

A	4.5m
B	3.9m
C	3.0m
D	3.8m
E	5.2m



Agri 450
for guideline only



Agri Pro Series

The Agri Pro Series has a robust design to tackle heavier duty jobs, shredding those hedges and boundaries around your farm that maybe haven't been maintained for a number of years.

The specification table on page 40 allows you to select the features that you want within this series. Blaney also offer a standard model within the Agri Pro Series.

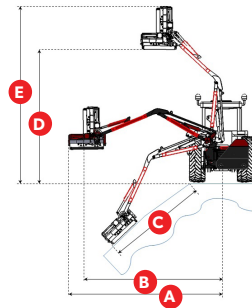
Standard Features

- ▶ Reach Range : 4.5m, 4.8m, 5m, 5.5m
- ▶ 79hp
- ▶ Parallel arm geometry - maintains head height
- ▶ Power Slew (with hydraulic break-back) - 115°
- ▶ Cable Controls
- ▶ 1.3m Cutting Head with 252° rotation
- Extreme Duty (XD) Head & Rotor (see page 38)
- ▶ Hydraulic Safety Breakaway
- ▶ 185L Hydraulic Tank - double filtered for purity & efficiency
- All tanks are leak tested, oil included
- ▶ Self Lubricating Pins - designed to turn slightly during operation to pump grease into joint for longer life
- ▶ Low friction hydraulic circuit to minimise oil temperature
- ▶ Oil Temperature Gauge
- ▶ Bi-Directional Rotor
- ▶ Cast Iron Gearbox
 - ▶ Stabiliser Kit
 - ▶ Wire Trap

Options

- ▶ 1.6m cutting head
- ▶ 'Soft Touch' Proportional Joystick or switch box control
- ▶ Forward Reach arm
- ▶ Straight Arm
- ▶ Road Lighting Kit
- ▶ 80hp upgrade, or option of 68hp
- ▶ Angle Float Kit (requires roller)
- ▶ Head Roller
- ▶ Top link shock absorber
- ▶ Flail Head Skid Kit

A	5.0m
B	4.4m
C	3.5m
D	4.3m
E	5.7m



Agri Pro 500
for guideline only



Contractor Series

The Contractor Series has a strong robust design to tackle all types of hedges thanks to a focus on precision components and manufacturing techniques for superior performance and reliability.

The specification options table on page 40 allows you to select the features that you want within this series. Blaney also offer a standard model within the Contractor Series.

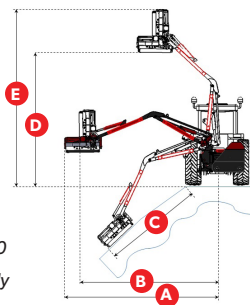
Standard Features

- ▶ 5.5m, 6m & 6.5m telescopic
- ▶ Parallel arm
- ▶ Power Slew (with hydraulic break-back)
- ▶ 80 hp - High Torque
- ▶ 'Soft Touch' Proportional Joystick Control
- ▶ 1.3m Cutting Head with 252° rotation
- Extreme Duty (XD) Head & Rotor (see page 38)
- ▶ 220L Hydraulic Tank - double filtered for purity & efficiency
- All tanks are leak tested, oil included
- ▶ Oil Temperature Gauge
- ▶ Oil Tank Cooling System
- ▶ Manual Head Roller
- ▶ Road Lighting Kit
- ▶ Top link shock absorber
- ▶ Self-lubricating pins
- ▶ Bi-Directional Rotor
- ▶ Heavy Duty Rotor with ringed tabs
- ▶ High Capacity Bearings
- ▶ Wire Trap
- ▶ Hydraulic Safety Breakaway
- ▶ Stabiliser Kit

Options

- ▶ Forward Reach
- ▶ 1.6m head
- ▶ Angle Float Kit (requires roller)
- ▶ Lift Float Kit
- ▶ Hydraulic Head Roller
- ▶ Flail Head Skid Kit
- ▶ Caged Rotor up to 1.3m
- ▶ Arm work lamp
- ▶ Electronic Proportional Joystick or switch box controls
- ▶ Axle Mount
- ▶ Electric oil cooler

A	5.5m
B	4.9m
C	4.0m
D	4.8m
E	6.2m

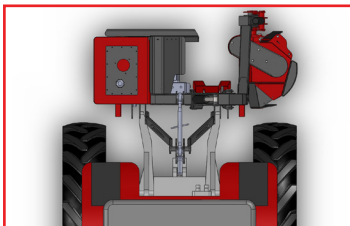


Contractor C550
for guideline only



Hedgecutter Options

Blaney can custom build a hedgecutter tailored to your needs. Choose from the many options to follow, to design your own machine with all the features you need, at a price you can afford.



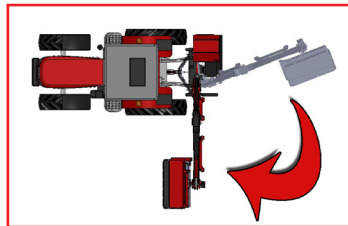
Close-cut Arm

Cutting head is stepped behind the centreline of the main arm, allowing more compact fold up and working positions.

Benefits:

- ▶ Can cut within the width of tractor without the need for a power slew and orbital head
- ▶ Keeps the weight of the machine close to the back of the tractor meaning smaller tractors can be used, resulting in better fuel economy
- ▶ Excellent manoeuvrability and geometry
- ▶ Very compact transport and storage position, folding in within the width of the tractor makes hedgecutting safer for oncoming traffic and other road users.

- ▶ A patent pending design to tackle hedges along tight roads and laneways
- ▶ Ideal for cutting close in-line with the side of the tractor. The cutting head can completely tuck in behind the tractor rear wheel at low level and reduces the need to move away from the hedge for higher level cutting that would be required when using a conventional arm.

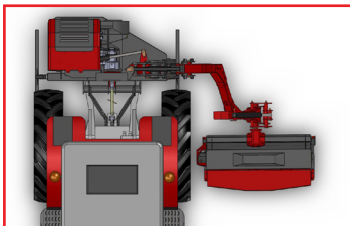


Power Slew

Available on all Agri Pro and Contractor series machines. Allows the main arm to hydraulically rotate back behind the tractor by 115°.

Benefits:

- ▶ Provides a compact position for road travelling and access through gateways
- ▶ Enables the operator to cut into tight corners (without leaving bits behind)
- ▶ Improves weight distribution of machine during transport



Forward Reach

Cutting head is stepped in-front of the centreline of the main arm, bringing it into the line of sight of the operator, reducing fatigue and increasing performance.

Benefits:

- ▶ Great visibility of cutting head during use, enhancing operator comfort
- ▶ Provides the operator with a clearer view over the working area, increasing safety




Parallel Arm

Maintains a consistent head height, while the operator varies the reach of the machine, via a single service input.

Benefits:

- ▶ Reduces operator fatigue as only 1 service input is required to maintain head height
- ▶ Geometry enhances reach capacity due to improved 'over fence' clearance

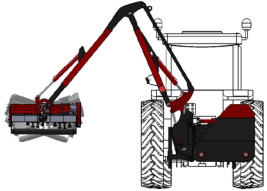


Angle Float Kit

Used for verge mowing enabling the cutting head to automatically follow the contours of the ground in a horizontal plane. This feature can be activated through the in-cab controls.

Benefits:

- ▶ Reduces operator input when verge mowing, therefore increasing safety and improving output
- ▶ Reduces damage and wear to flailhead and rotor, caused by scalping
- ▶ Minimises “missed” parts along verge, producing a cleaner finish

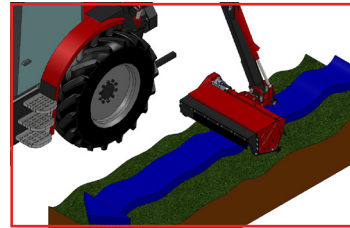


Safety Breakaway

A safety breakaway system can be incorporated into any machine arm. It can be either mechanical or hydraulic. (Auto-reset is available on hydraulic models). The function is to protect the arm from damage (typically bending) when the cutting head comes into contact with a foreign object. The arm is allowed to fold back slightly, while the operator brings the tractor to rest, preventing any damage.

Benefits:

- ▶ Machine arm is protected from damage if the cutting head hits a foreign object
- ▶ Tractor is protected from damage that could result from the cutting head hitting an obstacle
- ▶ The obstacle is protected from damage

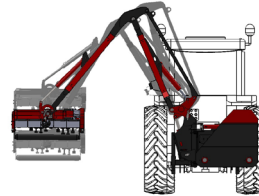


Lift Float Kit

Used for verge mowing enabling the cutting head to automatically follow the contours of the ground in a vertical plane. This feature can be activated through the in-cab controls.

Benefits:

- ▶ Reduces operator input when verge mowing, therefore increasing safety and improving output
- ▶ Reduces damage and wear to flailhead and rotor, caused by scalping

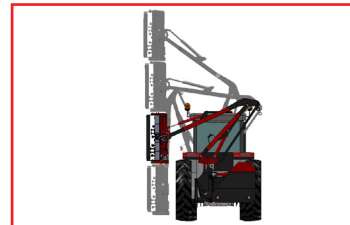


High-Reach Geometry

Enables the operator to reach all those awkward positions in tight areas, where space is a big limiting factor. Ideal for cutting hedges of any height, in narrow lanes or along busy highways where it is necessary to stay close to the hedge.

Benefits:

- ▶ Close-in cutting at any height allowing access to the most restricted areas
- ▶ Ideal for cutting in narrow lanes
- ▶ Ideal for cutting along busy highways




Heads & Rotor

Hedgecutter Heads

The head is the part of the machine that does the majority of the work and so Blaney have spent a lot of time and resources on its development, focused around Blaney's acclaimed power shredding technology.

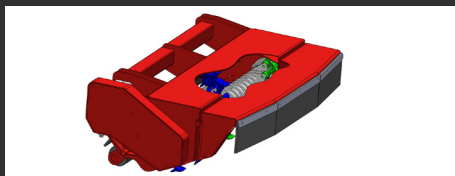
It is important that the correct cutting head is selected for your application, to maximise the performance of your machine. Flail heads are available in 3 sizes:



Benefits

- ▶ *Twin-skinned molecular structure of body increases strength for a longer life*
- ▶ *Bearing enclosed within width of skid, allowing the head to cut tighter around obstacles*
- ▶ *High wear front and rear flap for protection against damage from projectiles*
- ▶ *"Offset" head for adjustment of reach as and when needed*
- ▶ *252° angular rotation of cutting head enhances cutting range*
- ▶ *Compact head mount linkage, to cut closer around telegraph poles, etc*
- ▶ The alloy material used minimises weight for increased stability at reach.

Head & Rotor Types



Heavy Duty (HD):

Takes Blaney's acclaimed Power Shredding technology to the next level with:

- ▶ **Stronger rotor** with anti-shock blade supports.
- ▶ Special **reservoir bearings** with an in-built grease reservoir and so if they overheat, grease is melted and helps ensure a longer life.

Extreme Duty (XD):

Developed for more accuracy & strength with:

- ▶ More **precision components** and manufacturing processes for higher speeds, longer life & less maintenance thanks to less radial and axial loading on drive components.
- ▶ **25% stronger head** than our Heavy Duty head.
- ▶ **10% stronger rotor** than any other competitor
- ▶ **Multi Ringed Rotor** - Each tab is in the form of a ring which is supported around the entire circumference of the rotor providing over 8 times more support than an individual tab. To help prevent :
 - rotor indentation typical on low cost competitor machines.
 - breakage and reduces the impact from hitting obstacles.

Caged Rotor (CR):

Developed for those operators who need to tackle heavy and well established vegetation. This is Blaney's toughest and strongest head, suited to professional users involved in forestry or reclaiming ground.

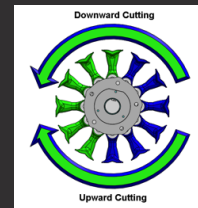


This head is designed to incorporate heavy-duty caged rotor flails which rotate 360° to maintain momentum for tackling difficult conditions. By being able to rotate fully it also protects the machine from damage.

Bi-Directional Rotor

All Blaney hedgecutters are fitted with bi-directional rotors as standard, allowing the operator to select which way they want the rotor to turn for the task being carried out.

To prevent projectiles from being thrown out, it is advised that downward cutting is used, as this throws the debris into the hedge. Upward cutting is more suitable where the material being cut is very dense and a smooth finish is still required.



Blades

A crucial part of the cutting head, with a number of available options.



1. Grass Y-blades

Ideal for verge cutting to leave a professional finish. They have a high resistance to impact which is required to deal with foreign objects often found along verges.



2. Boot Flail

Suitable for cutting anything up to one year's growth



3. Hedge T Flail

Suitable for hedges that haven't been cut in a number of years. Required if you want to use the bi-directional function of the rotor.

Two types available: standard and high speed.



4. Heavy Duty Caged Rotor Flail

Strong stocky flail can rotate 360° to maintain momentum for tackling difficult conditions. By being able to rotate fully it also protects the machine from damage.

Control Options

The interface between operator and machine.

All controls carry out the same basic function but with varying degrees of complexity and user friendliness.

Cable Control

Gives progressive control over the movement of the cutting head.



Individual levers for each function ensure a very user friendly method of control with high sensitivity.

'Soft Touch' Proportional Joystick

Main arm functions of the machine are controlled proportionally using low pressure hydraulic oil.



This means that the movement of the cutting head is proportional to the movement of the joystick, enhancing the level of control.

Electronic Switch Box

An arrangement of miniature electronic joysticks which give fingertip control, with instantaneous response.



Minimal user input required.

Electronic Proportional Joystick

All movements of the machine are proportionally controlled using electronic switches and software.



Provides a 'feather-like' control over the complete machine.

Very low effort required for rapid and immediate response.

Hedgecutter Options

Standard

Optional

Not Available

✓

○

—

REACH (m)	Agri	Agri Pro	Contractor
4.5	✓	✓	—
4.8	—	✓	—
5.0	—	✓	—
5.5	—	✓	✓
6.0	—	—	✓
6.5 (5.5m + 1m telescopic)	—	—	✓
ARM			
Arm Options			
Forward Reach (F)	○	○	○
Close Cut	○	—	—
Straight	✓	○	—
Parallel Arm Geometry	—	✓	✓
Lift Float Kit	—	—	○
Angle Float Kit (requires roller)	—	○	○
Power Slew	—	✓	✓
Horse Power			
68hp	✓	○	—
79hp	—	✓	—
80hp (High Torque)	—	○	✓
Hydraulics			
Gear Totally Independent	✓	✓	✓
Hydraulic Oil Tank (L)	140	185	220
Controls			
Cable	✓	✓	—
Proportional Joystick	—	○	✓
Switchbox	—	○	○
Electronic Proportional Joystick	—	—	○
Mount			
3PL	✓	✓	✓
Axle (recommended for 5.5m+)	—	—	○

HEAD	Agri	Agri Pro	Contractor
Head & Rotor Type			
Heavy Duty (HD)	✓	—	—
Extreme Duty (XD)	—	✓	✓
Caged Rotor (CR) up to 1.3m	—	—	○
Head Size			
1.1m	✓	—	—
1.3m	○	✓	✓
1.6m	—	—	○
Cutting Head Drive			
Bi-Directional	✓	✓	✓
Drive & Motor Position			
Direct L	○	○	○
Direct R	○	○	○
Belt L	○	○	○
Belt R	✓	✓	✓
Head Roller			
Manual	○	○	✓
Hydraulic	—	—	○
Cushioned Grass Mowing Roller (for hydraulic roller)	—	—	○
Safety Breakaway			
Mechanical	✓	—	—
Hydraulic	—	✓	✓
Other			
Oil Cooler	—	—	○
Road Lighting Kit	—	○	✓
Arm work lamp	—	—	○
Wire trap	✓	✓	✓
Top link shock absorber	—	○	✓
Flail Head Skid Kit	—	○	○

Excavator Shredder Head

Get the most out of your excavator during the quieter months of the year with the Blaney cutting head attachments.

Blaney have developed a range of cutting heads, for 3T to 20T machines, which can be coupled directly to your machine, and are capable of cutting high density material (3 years growth).

Due to variations in pump outputs of different excavator makes and models, Blaney offer 2 options:

1. Excavator cutting heads fitted as standard with a hydraulic 'powerbox' to help overcome variations of pump outputs in different excavator makes and models.

The 'powerbox' is made up of a number of hydraulic components to protect the circuit & motor and get a balance between tracking and head speed. The 'powerbox' allows for adjustments to optimise the head to digger output within a digger size range, ideal for those with multiple excavators.

Blaney have developed a number of special options which enhance the operation of their range of excavator cutting heads. These include the unique head float system which reduces the input required from the operator and provides protection against scalping, especially when verge cutting.

2. Blaney also offer the option of a hedgecutter head equipped with a motor uniquely tailored to suit the specific machine to which it is being fitted. This will help the machine to run efficiently but is more suited to lighter cutting with no protection given to the motor head.

Features

- ▶ 1.1m, 1.3m or 1.6m Cutting Widths
- ▶ **Hydraulic 'Powerbox'** - ensures the rotor is running at the right speed & protects the head hydraulic motor from any imbalances in the system
- ▶ **Unique Head Design** - made from 50% stronger alloy for a stronger yet lightweight head for better balance
- ▶ **Extreme Duty Head & Rotor (XD)** developed for more accuracy and strength (see page 38)
- ▶ **Unique Body Design** - to prevent larger branches becoming stuck

Options

- ▶ Close Cut brackets for narrow lanes
- ▶ **Extreme Duty Caged Rotor (CR)** - for diggers 7T+ . See page 38 for more info.
- ▶ Head Roller
- ▶ Cutter Bar - for lighter cutting applications

To get a cutting head tailored to suit your needs, please contact a member of the engineering team at Blaney.

Based on the power output and oil flow from your excavator, a cutting head can be built so that you get the best performance from your machine.





Easy Feeding and Bedding

Save time and money bedding and feeding livestock

Bale Shredder

Save time and money bedding and feeding livestock with our innovative bale shredder.

The Bale Shredder has been designed to save you time and money involved in bedding and feeding livestock, typically labour intensive jobs. The large diameter rotor serves for faster bale throughput, shredding a bale in as little as 2 ½ minutes, making it faster than any competitor.

This has been achieved by maximising material flow within the drum and rotor, through extensive computer-aided simulation and on-farm testing. Thanks to its efficient construction even low powered tractors from 70hp can operate it (trailed wheel kit required).

Features

- ▶ Innovative fan design to maximise and maintain air volumetric flow and velocity that ensures flow of straw over large distances, with less particle size difference over distance
- ▶ Large diameter rotor with 20% more blades than competing brands with innovative cutting face design for faster bale throughput
- ▶ Unique adjustable high discharge chutes to increase the flow of material through to get the job done quicker and reduce chute blockages.
- ▶ Adjustable position allows the chute to tilt to direct material. Can be pushed back for more height and distance of material flow. Can be pushed forward in low roofed houses or to feed closer to the tractor.
- ▶ Heavy duty rotor shaft & bearings for longer life. Additional drum bearings for extra support to reduce belt and machine wear and associated costs.
- ▶ Triple belt system for more friction to drive the drum



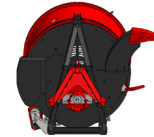
- ▶ Compact size for easy access
- ▶ Innovative design for strong and robust yet light-weight construction - even low powered tractors from 70hp can operate it. (Trailed wheel kit required)

Options

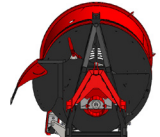
- ▶ Capacity - 1200 to suit 4 ft bales and 1500 to suit 5 ft bales, clamp silage or large square bales with addition of drum extension.
- ▶ 2 models available
 - Feeder series for optimum silage set up and feeding, with silage chute as standard.
 - Bedder series for optimum straw setup and bedding, with straw chute as standard.
- ▶ Customised blade & rotor options. The rotor set-up can be tailored for each customer and their application, to achieve the required chop length of between 1 and 4 inches.
- ▶ Hydraulic Chute Deflector Control
- ▶ Hydraulic Giraffe Chute
- ▶ High Silage Chute (on left hand side)
- ▶ Hydraulic Top Link (required)
- ▶ Drum Extension – for large straw square bales
- ▶ Self-loading system. Turn your feeding & bedding into a 1 tractor operation
- ▶ Trailed kit - for lower hp tractors to reduce linkage weight



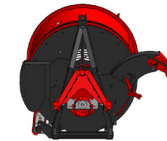
Chute Options



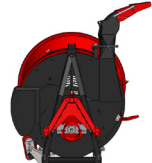
Straw Chute



Silage Chute



High Silage Chute



Giraffe Chute





Feeding

The Blaney Bale Shredder can chop silage bales up to 5 times faster than a diet feeder

With this machine you can give livestock the optimum amount of fresh silage without the need for back-breaking graping. By feeding on a daily basis, silage is more palatable, giving improved intake for more liveweight gain per day. This results in less wastage and more profit.

The Bale Shredder can be easily loaded with round bales for feeding, shredding and chopping the silage up into more manageable lengths for easier eating. With various discharge chute options, it can be used to feed silage along passageways, over gates or into troughs, tubs or feeding trailers.

Using chopped silage bales prevents livestock pulling the silage into the slats resulting in cleaner livestock and reduced blockages in slurry mixing and lifting operations. Research and tests comparing chopped and unchopped silage found that chopped silage gave improved intake and more liveweight gain. The Bale Shredder has been innovatively designed to allow you to vary and control the chop to suit your feeding needs.

Feeder series


- ▶ *Chops silage up for easier eating*
- ▶ *Gives optimum amount of fresh feed for:-*
 - *Less wastage & improved intake*
 - *More liveweight gain per day*
 - *Suitable for clamped & baled silage*

Mill Series

The Blaney Bale Shredder can be used to chop straw to be added to a total mixed ration. (TMR - a method of feeding cattle that combines forages, grains, protein feeds, minerals, vitamins and additives formulated to a specific concentration to be used in a single feed).

What makes it special?

- ▶ Produces a consistent chop length
- ▶ Quick & accurate for preparing straw for TMR
- ▶ Different screens and blade set ups are available to achieve a range of chop lengths from 10mm to 150mm.



Models Available:

1200SM - for 4ft straw bales

1500SM - for 5ft straw bales

Options Available:

Drum extension for 8x4 bales, Rotary Giraffe Chute, Self loading claws

Why use a Bale Shredder to process before mixing?

- ▶ Faster than a diet feeder/mixer
- ▶ More consistent chop length for accurate ration
- ▶ Chopped material can be processed when required or stored for future use
- ▶ Saves fuel
- ▶ Prevent the ration being overmixed



Bedding



The first bale shredder designed to reduce dust and give a more even spread over a greater distance

The Blaney Bale Shredder is ideal for straw chopping for bedding and can be used in cubicles or large pens. The option of a high discharge chute can distribute straw up to a distance of 10m.

An innovative fan design maximises & maintains volumetric flow and air velocity that ensures maximum flow of straw over these large distances with minimised dust. Meticulously developed discharge chute geometry maintains material flow in suspension to minimise drag losses and maximises pressure difference to further accelerate flow and even particle distribution.

Not only does this help prevent the unwelcomed occurrence of "chute blockage" but it also means that less horsepower and diesel is required to operate the machine. This benefits the user immensely, as lower horsepower results in lower running costs and increased profits.

Bedder series

- ▶ Efficient use of straw with more even & effective spreading
- ▶ Cleaner more comfortable beds for healthier livestock
- ▶ Chop control kit options allow straw bedding suitable for cattle and sheep down to very fine chop for poultry
- ▶ Suitable for round & large or small square straw bales
- ▶ Volumetric flow and velocity for more even particle size distribution (prevents all heavy at the end of the spread)
- ▶ Reduced dust - rotor design prevents particles separating from main flow



MILL SERIES also available for bedding giving a more consistent and finer straw chop, suited to bedding poultry houses, pig arcs, cubicles and for bio mass.



Invented to Feed out in Seconds

Not the Market Leader by Chance - Save time and money feeding livestock

Forager X10


The fastest, easiest one tractor round bale feeding solution.

The Forager X10 is a unique self-loading round bale feeder which has been designed to take the hassle out of feeding silage to livestock.

The Forager X10 allows you to feed the optimum amount of fresh silage to livestock every day from the comfort of your tractor seat without the need for back-breaking graping. It works faster than any diet feeder and you can easily control the amount of silage dispensed with the adjustable output function as standard. By only feeding the required amount of silage needed on a daily basis the silage is fresher and more palatable to livestock, to give improved intake and more liveweight gain per day - making you money. With less selective eating, less silage is wasted - saving you money and time.

Drawing from our agricultural background, engineering experience and wealth of product development knowledge, design engineers at Blaney have developed this machine with several patents pending specifically to work with wet and saggy bales, a result of the unpredictable UK and Irish climate.

With the tough economic climate, all farmers must save time and money where possible. The 'Forager X10' will help you feed livestock in 1/10 of the time with a lot less effort compared to manual graping, reducing wastage and increasing livestock weight gain for greater profitability.



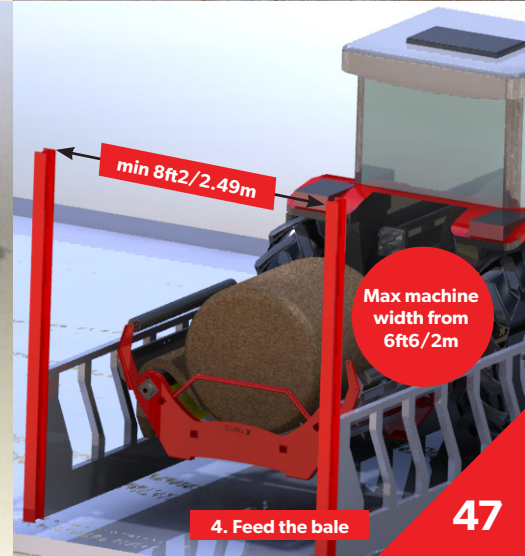
1. Disengage tines and use to load bale



2. Remove plastic



3. Pick up loaded cradle with tines



4. Feed the bale

Features



1
Over 50,000 N chain
strongest on the market.

2
Shaft covers

3
Innovative triple peak
spikes, to deal with
difficult bales.

4
Unique safety guards protect
livestock from injury.
Now 50% stronger
& more compact.

12
Heavy duty
cross bars
Now 25%
stronger.

5
Auto locking mechanism
– no need to leave the
cab.

6
Heavy duty frame

11
High bale
enclosure

7
Powerful high torque motor
– 33% more powerful than
any other machine.

10
Unique side roller option
for misshapen bales

9
Extra thick 50mm sprung tines
– designed for road travel.

- Replaceable .
- Uneven length to make
engaging the cradle simple.
- Can be used as a bale spike.

8
Handy rope to
disengage the
cradle.
(hydraulic locking
pins optional).

Options

1. Galvanised or Hardened Polyurethane Finish

The Forager X10 range is available in a galvanised or hardened polyurethane finish.



2. Side Rollers (1 or 2)

Ideal for use with wet, saggy and stacked bales to help contain the bale in the cradle more securely while feeding out.

3. Wet Bale Kit

Spring loaded mechanism for side rollers for optimum feeding of misshapen bales.

4. Hydraulic Locking Pins

To disengage the cradle without needing the rope.

5. Flow Control Kit

Additional speed control (high oil flow tractors only).

6. Hydraulic Top Link

7. Offset model

Made to suit your requirements to allow for further throw of fodder to one side.

Customer Feedback



The Forager X10L is the best thing since sliced bread. I used to spend an hour and a half feeding, now with my Forager it takes 10-15 mins. A hassle free job which helps me keep track of how much I'm feeding.

With the machine mounted on the loader I can fill into troughs and over barriers. I also use it for unrolling straw for bedding.

- Eric Knaggs, Darlington, Durham



The Forager has saved me so much effort. I had it for 2 weeks when I broke my arm. I was still able to feed my cattle with the feeder.

Then last year I had a knee replaced and it is saving me again. I often say I should have bought one years ago.

- Dermot Bennett, Co Longford



I honestly couldn't praise this machine enough, I felt like a slave graping silage, now I have more time and energy for my grandchildren.

Another plus is that everybody who has round bales will know that mould is a serious problem, with the way this machine feeds out I am able to go down the passage way and lift out the mould so I have less problems with cattle health.

- Daniel Buckley, Co Cork

Loader Version Forager X10L



The Forager X10L is a special version of the bale unroller that can be fitted to any front loader or telescopic, to make lifting, loading and feeding a one man one tractor operation.

This X10L model means that high stacked bales are no longer a problem.

It can also be used to unroll bales into mixer wagons to speed up processing time.



Before I got the Forager X10 L I had to wait at least 4 hours a day on my diet feeder mixing, tying up my tractor and using a lot of fuel. Now with the Forager X10 L get all the feeding done in no time.

— Donald Menzies - Glenfarg, Perthshire

Wing Version Forager X10W

The Forager X10W is designed to unroll a bale into a trough or over a barrier or other obstacle. The model is based on the Forager X10, with the extension wing allowing silage and straw to be dispensed further away. It has been popular with customers for rolling bales into a baler for rebaling small square bales.

We offer 2 models:

- ▲ **Forager X10 W-60** - 60cm offset wing
- ▲ **Forager X10 W-100** - 100cm offset wing

The extension wing can be adjusted hydraulically, allowing for accurate feeding out from the comfort of your cab.

The wing is adjustable through almost 90°, to suit a variety of feeding and housing set ups. The X10W can feed from a 45° angle to horizontal.



**NO MATTER
WHICH MODEL
YOU CHOOSE,
THE FORAGER
CAN HELP
SAVE TIME AND
MONEY FOR
GREATER FARM
PROFITS.**

Bale Feeder X6

The Bale Feeder X6 bale unroller has been developed to offer a solution for round bale feeding suited to favourable bale conditions and where budget plays an important part in the buying decision.

This machine is competitively priced yet offers a higher specification than other low cost machines, boasting the highest torque motor on the market, 50,000 N chain with hardened rollers and galvanised bars.

The Bale Feeder X6 can lift and load the bale with feed out completed in seconds.

- 1 LIFT:** Disengage tines & load bale remove plastic
- 2 LOAD:** Pick up the loaded cradle with the tines
- 3 FEED:** Feed either side

With full control over the amount of silage dispensed you can make sure your livestock get what they need. Silage is fresher and more palatable to livestock for improved intake and more liveweight gain, ensuring less selective eating so less silage is wasted.



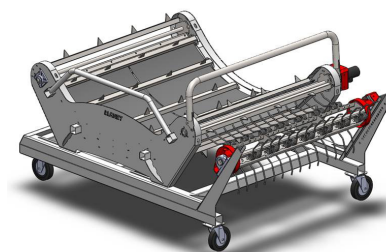
Options

- ▶ Powder coated or galvanised finish
- ▶ Brackets for loader and handler mounting
- ▶ Side bars for misshapen bales
- ▶ Side rollers to help contain the bale more securely

For those feeding heavy and misshapen bales we recommend the Forager X10 which has been designed specifically to cope with challenging conditions thanks to its heavy duty frame and crossbars, special feed out system and optional side rollers.

Bale Converter

This new bale unwinding system will revolutionise the process of rebaling large round straw or hay bales, saving hours of work and quadrupling the fodder resale value.



The Bale Converter is designed to tease out the round bale, with an innovative high speed rotor to feed it quickly, easily and in a more uniform manner into the square baler for less blockages and down time.



Bale Blade

Slice bales, feed out and retain the wrap, all from the comfort of your seat.

The Bale Blade has been developed to cut bales of straw or silage with ease and retain the wrap for easier feed out. Like all Blaney products this machine has been designed to make sure you save time and money in getting the job done.

Available to suit:

- ▶ Category 2/3 three point linkage
- ▶ Loader / telescopic / skid steer
- ▶ Adapter frame to fit 3pt linkage and handlers
- ▶ With the blade in the upper position the Bale Blade can be used to lift the bale and transport it to the feeding area.

The unique hardened serrated blade easily cuts through any bale, like a knife through butter! It can be used to feed out at passageways, and with the loader adapter frame can be used to feed over barriers and into ring feeders.

The Bale Blade is also a popular choice to split bales directly into mixer wagons to significantly reduce processing time.

When using the three point linkage model it is recommended to remove the wrap and netting first. However when using the machine with a loader or telescopic you can split a wrapped bale and the Bale Blade will retain the wrap.



Blaney offer 2 models with the following blade lengths:

- ▶ 2050 mm
- ▶ 2200 mm



What others have to say...

The Blaney Bale Blade allows me to split bales and spread the silage along the pasageway without leaving the loader. This saves me a massive amount of time.

I normally feed out over 25 bales at a time so it is a great help that this machine retains the wrap, making the whole job quicker and easier.

James Mulholland - Ballymena, Co Antrim

Mixit Auger Feeding Bucket

Mix and feed like magic

The Blaney Agri Feeding Bucket, Mixit, is a handy machine for preparing and feeding, it is quick and easy allowing you to mix dry feed stuffs, grain or concentrates and supplements.

The advantage of the Blaney Mixit is the speed at which it can process the mix and then feed out. This versatile equipment means one machine can mix and feed, improving efficiency and saving you time and money.

The Mixit can be fitted with the appropriate brackets to fit to your loader or telescopic handler. As with all Blaney machinery, the Mixit has been developed using 3D CAD modeling software with finite analysis to ensure the equipment is strong and robust while considering the overall weight.

Mixing


This feeding bucket has been designed to maximize its mixing ability to ensure a consistent blend. A powerful hydraulic motor powers the mixing process for a quick and even blending of feedstuff. The Mixit has been designed to reduce the risk of any spillage and wastage.


Feeding

A robust hydraulic feeding door is easy to operate for a fast and accurate feed out. Given the compact dimensions of the Blaney feeding buckets, the Mixit is ideal where space is restricted and where other large mounted or trailed machines are not suitable. It is both easy to handle and safe to operate, with excellent visibility at all stages of the feeding process.

The Mixit provides :

- ▶ A one man/one machine feeding solution.
- ▶ A fast, easy to operate solution.
- ▶ Less risk of over mixing.
- ▶ More compact and manoeuvrable machine.





Cubicle Bedder

Less bedding material usage with a more even spread for cleaner, drier cubicles

Bed cubicles in a fraction of the time with less dust, while reducing costs.

Cubicle Bed management is the key to healthy cows, and is the single biggest contributor to reduced cell count... so do it right!

The challenge for any dairy farmer is to encourage them to spend time lying down since this will have a direct effect on rumination, condition of their feet and the incidence of lameness. It is also essential to keep cubicles clean to reduce the risk of disease.

Constructing a cubicle bed from concrete is a common practice but to ensure cows spend time lying in the cubicle, it should be covered with bedding. Some choices are:

- ▶ Straw (chopped)
- ▶ Sawdust
- ▶ Shavings
- ▶ Sand
- ▶ Lime Mix

Models

Blaney Agri offer two models of cubicle bedder that can deal with these bedding materials

- ▶ Cubicle Bedder – belt dispenser model
- ▶ CB Discus – twin disc model

Available in a range of hopper sizes and mounting options to suit your vehicle requirements and housing set up. The Blaney Cubicle Bedder offers an optimal cubicle surface providing thermal insulation, softness, traction, low risk of abrasion, which is easily maintained, easy to clean and cost-effective.

The Cubicle Bedder spreads an even layer of bedding to the left or right using hydraulic controls inside the cab. It offers an even, precise and controlled method of dispensing for reduced wastage which offers the following benefits:

1. Increased hygiene – for lower cell counts and reduction in spread of infection

2. Comfortable bed

Did you know that dairy cows can produce an extra 1L of milk with an additional 90 minutes spent lying down.

3. Reduced wastage of bedding material

Save up to 50% bedding material compared to manual spreading.

4. Clean & healthier livestock –happier cattle, less prone to disease give higher milk yields.

5. Save time and hassle

Bedding can be done in seconds from the comfort of your cab.



Cubicle Bedder - Discus Model

CB Discus

Sand-bedded cubicles have become very popular in some areas but traditionally they are very labour intensive to keep the beds clean and replenished with fresh sand. The abrasive nature of sand has meant manufacturers are cautious about offering a machine for this. But Blaney have worked alongside dairy farmers to develop a machine for sand bedding– the CB Discus.

Research shows that the level and the evenness of the sand bedding are important for maximising cattle lying time and reducing lameness. Compared to rubber mats or little/ no bedding, sand can reduce lameness by 50%. Sand is inorganic so bacterial build-up is slower, resulting in reduced mastitis cell counts.

The CB Discus has become popular as an effective and efficient method for topping up sand to keep cubicles clean and comfortable for healthier, happier, more profitable livestock. It is also ideal for other bedding materials including sawdust, chopped straw, sawdust, shavings and lime mix.

Features:

- ▶ Variable discharge distance controlled by hydraulics - which can put bedding beyond the cubicle head for storage if required (*depending on bedding material*)
- ▶ Effective twin disc system for customised spread pattern
 - Adjustable spinner base
 - Innovative air inducers for improved spread quality & distance (*process separates bedding particles for more comfortable & absorbent bed*)
 - Adjustable spreading plate
 - Independent high speed motors
- ▶ Dispensing speed can be adjusted on the hopper
- ▶ Reversible drive, to spread both sides
- ▶ Low maintenance requirements thanks to fewer moving parts
- ▶ Variable speed hydraulic drive to control quantity of bedding and distance of spread
- ▶ Compact & manoeuvrable
- ▶ Self-Loading - hydraulic tipping mount frame makes refilling from a pile of bedding quick & easy
- ▶ Variable sizes from 0.8m³
- ▶ Effective agitator to prevent bridging of the material in the hopper - equipped with wide reaching flights.
- ▶ Innovative stepped feed system with high torque motor for constant feed of even the most difficult bedding material.
 - Hard wearing flights reduce wear
 - Additional paddles direct material into the spinner housing for constant flow rate
- ▶ Sight glass to view level of bedding contents at a glance
- ▶ Forklift slots for easy movement
- ▶ Mounting options for 3 point linkage, loaders, telescopic and skid steers
- ▶ Reinforced edge for durability when loading from a pile



Cubicle Bedder - Belt model

Features:

- ▶ Effective belt system:
 - Upright flights for excellent discharge
 - Automatic tensioning, designed for less belt stretching for longer life
 - ▶ Variable discharge distance and quantity controlled by hydraulics - can throw beyond the cubicle head for storage if required, depending on the material
 - ▶ Unique roller design - prevents material becoming trapped for longer operational life & less down time
 - ▶ Reversible drive to spread both sides
 - ▶ Strong & robust reinforced hopper, yet lightweight
 - ▶ Compact & Manoeuvrable
 - ▶ Allows more bedding material per load so less loads required, saving time
 - ▶ Waved rotor at the base of the hopper (patent pending) to agitate material more effectively than conventional auger designs for even discharge onto the belt.
 - Multi length flights for constant flow rate
 - Prevents compression damage
- ▶ Sight glass to view level of bedding contents at a glance
 - ▶ Low maintenance requirements thanks to fewer moving parts
 - ▶ Forklift slots for easy movements
 - ▶ One pair of hydraulic spools required
 - ▶ Mounting options for 3 point linkage, loaders, telescopic and skid steers



- ▶ Finish options include paint finish or galvanised

- ▶ Self Loading - hydraulic tipping mount frame makes refilling from a pile of bedding quick & easy



- ▶ Reinforced edge for durability when loading from a pile

Widest, Most Even Spread

Save time and money to maximise farm profits and reduce risk of disease



Poultry Bedder

Unique assisted bedding particle projection, giving a more even distribution.

The Blaney Poultry Bedder has been designed in consultation with poultry farmers and processors for bedding applications suitable for use with shavings, sawdust or chopped straw to reduce fatalities of the chicks by spreading the bedding evenly, minimising the risk of isolation from heat, water and food.

It is an investment you will never regret. It makes bedding poultry houses a one man job – with all the work done from the comfort of your seat. The advantages the Blaney poultry bedder offers all result in savings for you, and ultimately more profit:

Save time

6 times faster than a 3 person crew. With processors often demanding tight turnaround times, this machine helps keep you one step ahead.

Save bedding material

Reduce your bedding material by up to 50% compared to manual bedding

Less effort

Perfect bedding from the comfort of your cab.

Better quality bedding finish

The Blaney Poultry Bedder is designed to produce an even finish for a warm comfortable bed for vulnerable chicks to reduce fatalities

Save money

By saving time and bedding material, the savings are massive.

Consider a 3 house set up, which is bedded 6 times a year, with a 3 person team taking 3 hours/house to manually bed a house ...

The savings on bedding and labour is £3060 per year!! Payback time for this machine is minimal.

(calculated based on 20% saving in bedding material and labour saving based £10/hour labour rate)

Reduce biosecurity risks

Bringing in a contractor or other manual help to get the job done, brings with it biosecurity hazards and risk of disease. With your own machine, the cost of a disease free unit is priceless

Variable material options

The Blaney Poultry Bedder is adjustable to suit various bedding materials and so you are not tied to using one type of bedding material.



Features:

Blaney offer a standard model and a high spec machine. The high spec Poultry Bedder offers the fastest, widest most even spread thanks to:

- ▶ Big spinners and high protection kit for a spread width of up to 35ft/11m
- ▶ Long travel air flow kit - unique air inducers help to create an unrivalled even spread
- ▶ 180°+ arc spread - with an adjustable spread pattern. Gives perfect spread around queen posts
- ▶ Dust reduction cowling
- ▶ Unique auger design to reduce the occurrence of blockages and compaction
- ▶ Adjustable shutter plates - to set the machine up for the desired spread pattern for various material



- ▶ Self Loading - quick & easy with hydraulic tipping mount frame



- ▶ Effective agitator to prevent material bridging in the hopper
- ▶ Head board to prevent bedding material falling on to the moving parts



- ▶ Mounting system options for 3 point linkage, telescopic, loaders and skid steers
- ▶ Sight glass for easy viewing of bedding material level in the hopper

Customer Feedback



"The Blaney custom build engineers worked with me to tailor a machine to suit my existing equipment and poultry houses, to accommodate a turkey and broiler bird system. Before using the Blaney Poultry Bedder I had to manually bed my 6 houses. This bedder has turned the 6 hour daily job into a 1 man operation which takes 45 minutes with a more even spread and uses significantly less bedding."

- Tom Forgraves, Co Antrim





Fantastic Investment

PK Murphys manage 10 poultry houses across 3 different sites and approached BlaneyAgri to find a bedding solution, because the bedding of the houses was becoming too labour intensive and expensive. Each house would take five men 3 to 4 hours to manually bed and rake out the house, with a finish that was difficult to leave even.

“The Blaney Poultry Bedder has been well worth the investment. We can now bed a house in 10 minutes. Before it took five men, 3 days to bed the 10 houses, but with the poultry bedder all the work is done by one man in half a day. As well as saving time it saves a lot of effort and the finish is a lot better. We can get a perfect even finish with the Blaney poultry bedder and can vary on the depth we need. Overall a fantastic investment.”

Paul Murphy – Pomeroy, Co Tyrone



Massive savings on time, effort and bedding material

William owns 3 broilers units and runs a successful mixed farm in Co Antrim, with cattle and sheep.

“The Blaney Poultry Bedder is one of the best machines I have ever bought. Before we had the Bedder, it took two of us up to 6 hours to bed the 3 houses. This was a lot of hard manual work, carrying and raking the shavings out.

Now I can bed all 3 houses myself in a fraction of the time, with no real effort. I can have the houses all bedded in little over an hour. Since the Blaney machine leaves such an even finish I am saving at least 50% of the shavings. This is a great saving in money, but using less shavings means the houses are also easier to clean out too.

We keep the shavings in a nearby shed and so the self fill system allows me to fill the bedder in a matter of seconds. With plenty of jobs on the farm to keep me busy, you can't put a value on your time. And even more important, since I can do all the bedding work myself, it reduces the biosecurity risk.”

William Fleck – Broughshane, Co Antrim

Sweeper / Rotary Brush

Blaney offer a range of custom built sweeper brushes for great results in industrial, farm and street cleaning activities.

The powerful brush bristles are designed with elasomer to enhance brush life and permit slight bending at the tip to dig out the dirt and dust giving an outstanding cleaning performance.

The sweepers come with a left/right angle feature as standard.

Sweeper Brushes can be custom built for various machines and applications including:

- ▶ *Telehandler loader & Bucket sweepers*
- ▶ *Compact Tractors*
- ▶ *Front / Rear Mounted*
- ▶ *Hydraulic drive*
- ▶ *Collector sweeper*

Minimum oil requirements starts at 25lpm otherwise PTO drive is an option.

Options

- ▶ *Blaney can custom build a sweeper brush to suit your requirements*
- ▶ *Widths from 1.2m (4ft) to 3m (10ft)*
- ▶ *Various brush diameters including big 660mm diameter brush*
- ▶ *Dust suppression kits*
- ▶ *Muck Lifter (ideal for sites where lorries / agri machines leave large muck lumps)*
- ▶ *Rotary Side Brush*
- ▶ *Brush speed regulating valve*
- ▶ *Heavy duty contractor models*
- ▶ *PTO Drive (on larger models)*
- ▶ *Galvanised finish*




2.1m Sweeper with dust suppression kit

Why choose Blaney Agri?

With over 20 years experience in developing innovative solutions for the farming community, Blaney Agri design and manufacture their expanding range of agricultural machinery in-house.

Based in Northern Ireland, UK the R&D team have a strong understanding of customers' needs and the conditions they face.

Teamed with a policy of continual improvement, the latest design packages and production machinery, the result is a range of machines that can outperform the competition and exceed customers' expectations.



Key Reasons to pick Blaney Agri:

1 Based in Northern Ireland, UK

High performance machines.

Unlike many imported machines, the Blaney Agri range has been developed to tackle some of the toughest conditions that Ireland and UK can throw at it. Famed for its ample rainfall and subsequent heavy grass crops, Blaney Agri is ideally located in Northern Ireland to build and test the most high performance machines.

Quick delivery times & Local Support!

Why not support a local manufacturer, sourcing components locally, committed to helping local farmers!

2 In-house design and manufacture

Sales and technical support.

Pick up the phone and speak directly to our customer service team, or to one of the Blaney Agri in-house engineers, directly involved in the development of our machines.

Spare parts back-up.

With parts held for manufacture, Blaney Agri can offer excellent spare parts back-up.

Policy of continual improvement.

The team at Blaney Agri endeavour to incorporate new technologies where possible. We value the opinion of each and every customer and endeavour to use this feedback to further improve upon designs to ensure that we continue to exceed expectations.

3 Innovation

Innovation is in our DNA.

The relentless attitude of our engineering and technical team results in the development and manufacture of the best machines. Our enthusiastic team of engineers are among some of the brightest young minds in the industry. Using the latest computer software and simulation technology, Blaney Agri aim to remain at the forefront of innovation.